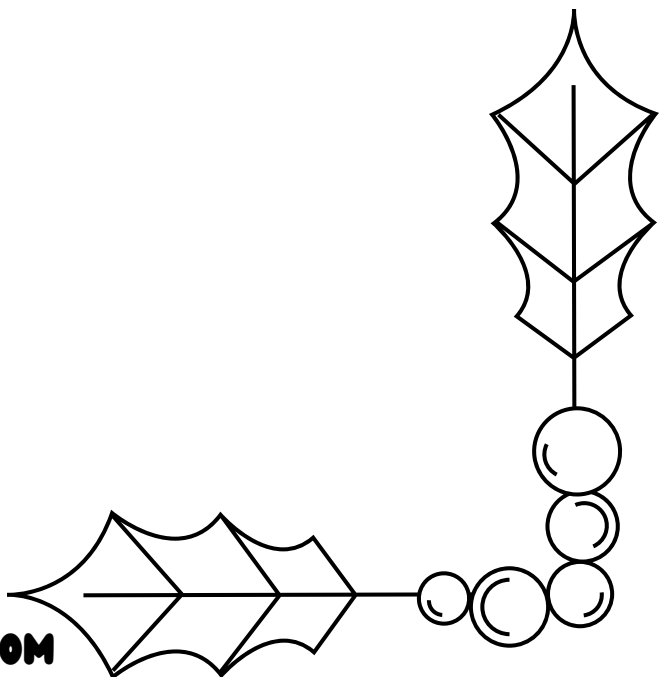



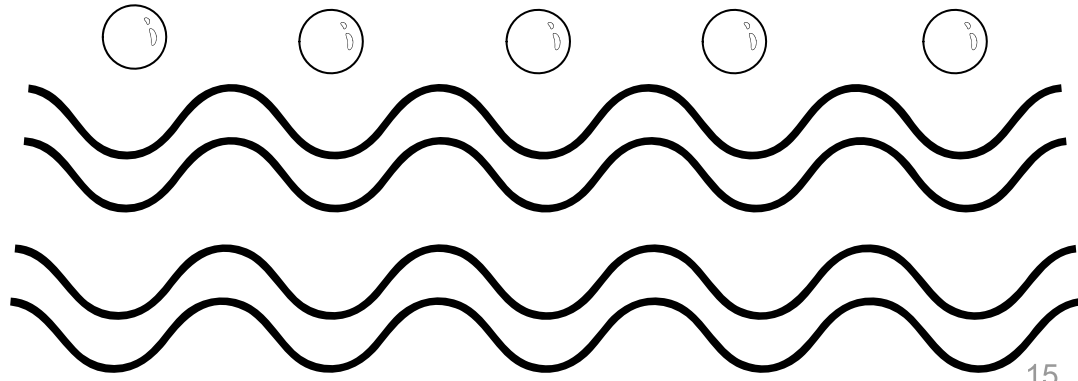
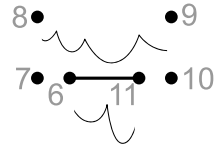
# CHRISTMAS

## ACTIVITY & COLORING BOOK



# CHRISTMAS

## CONNECT-THE-DOTS






# SNOWFLAKE COLORING


COLOR THE SNOWFLAKES BELOW USING THE COLOR INDICATED. USE YOUR FAVORITE COLOR TO COLOR THE BIGGEST SNOWFLAKE.




Blue




Red





Purple



Orange



Yellow


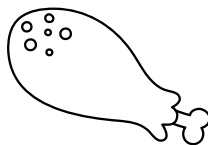


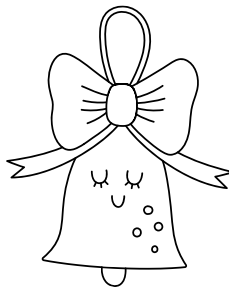

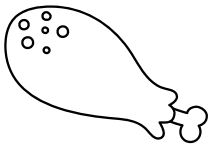






Green

snowflake

# COUNT & CIRCLE

**COUNT, COLOR AND CIRCLE GROUPS OF 4 CHRISTMAS ELEMENTS. HOW MANY GROUPS DO YOU HAVE? DO ALL ELEMENTS BELONG TO A GROUP?**





# CHRISTMAS WORD SEARCH

CIRCLE WORDS IN THE PUZZLE BELOW

S	A	N	T	A	S	P	C	R
T	R	E	E	S	T	R	O	U
O	I	T	N	L	A	E	O	D
C	R	O	F	E	R	S	K	O
K	A	Y	O	I	W	E	I	L
I	F	S	M	G	I	N	E	P
N	F	Y	C	H	E	T	S	H
G	E	L	V	E	S	N	O	W
O	R	N	A	M	E	N	T	W

Santa  
elves  
Rudolph


stocking  
tree  
star

snow  
cookies  
present

toys  
ornament  
sleigh

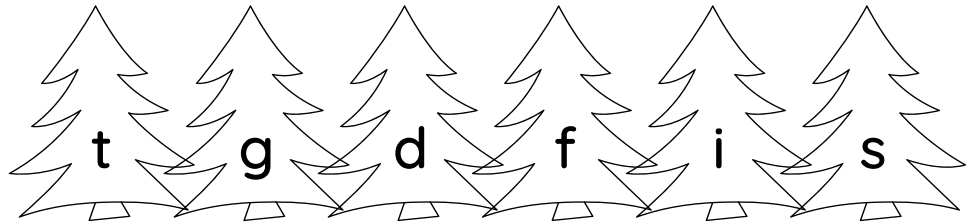


# CHRISTMAS

## CONNECT-THE-DOTS



# CHRISTMAS WORDS


COLOR THE CHRISTMAS TREES NEEDED TO FORM THE WORD







# SANTA COLOR-BY-NUMBER

COLOR THE SANTA AND THE CHRISTMAS TREE BELOW USING THE COLORS INDICATED BY THE NUMBERS. WHEN FINISHED DECORATE YOUR TREE AND PRACTICE YOUR WRITING.



- |   |   |      |   |   |        |   |  |       |   |   |       |
|---|---|------|---|---|--------|---|--|-------|---|---|-------|
| 1 |  | Tan  | 3 |  | Yellow | 5 |  | Red   | 7 |  | Black |
| 2 |  | Blue | 4 |  | Green  | 6 |  | Brown | 8 |  | White |

# MERRY CHRISTMAS



# MERRY CHRISTMAS

HOW MANY WORDS CAN YOU MAKE?  
WITH A PARTNER DO YOUR BEST IN THE  
TIME ALLOWED TO CREATE WORDS GIVEN THE  
LETTERS IN THE WORDS MERRY CHRISTMAS.



1 \_\_\_\_\_

11 \_\_\_\_\_

2 \_\_\_\_\_

12 \_\_\_\_\_

3 \_\_\_\_\_

13 \_\_\_\_\_

4 \_\_\_\_\_

14 \_\_\_\_\_

5 \_\_\_\_\_

15 \_\_\_\_\_

6 \_\_\_\_\_

16 \_\_\_\_\_

7 \_\_\_\_\_

17 \_\_\_\_\_

8 \_\_\_\_\_

18 \_\_\_\_\_

9 \_\_\_\_\_

19 \_\_\_\_\_


10 \_\_\_\_\_

20 \_\_\_\_\_

# CHRISTMAS


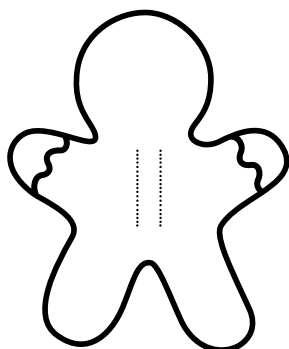

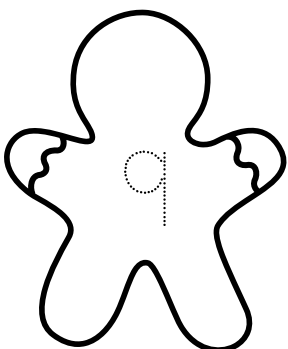

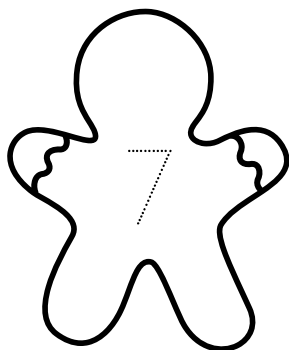


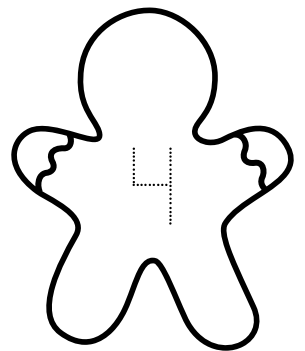



## CONNECT-THE-DOTS





# GINGERBREAD COOKIE COUNTING


HELP DECORATE THE GINGERBREAD COOKIES WITH THEIR NUMBERS BY TRACING EACH NUMBER. IF TIME PERMITS DECORATE EACH COOKIE BY COLORING THEM.





# XMAS ABC

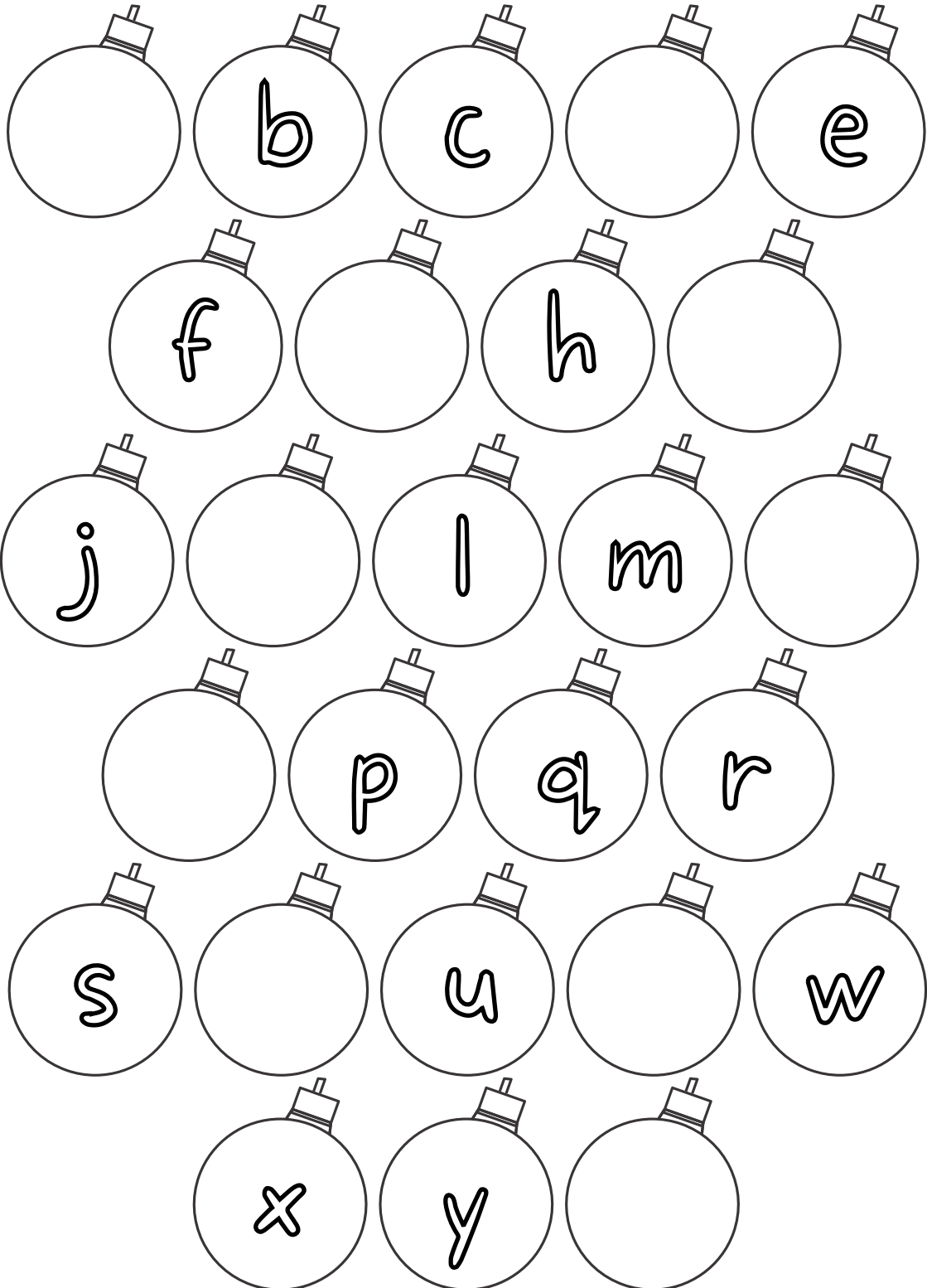
**FILL IN THE MISSING LETTERS AND FINISH THE ALPHABET.  
ENJOY THIS FUN CHRISTMAS ACTIVITY. YES! YOU KNOW YOUR ABC**






# XMAS ABC

FILL IN THE MISSING LETTERS AND FINISH THE ALPHABET.  
ENJOY THIS FUN CHRISTMAS ACTIVITY. YES! YOU KNOW YOUR ABC





# CHRISTMAS ACROSTIC POEM

ACROSTIC POETRY IS EASY! EACH LINE STARTS WITH THE LETTER ON THE LEFT. BRAINSTORM WORDS OR PHRASES THAT ALIGN WITH THE TOPIC ON THE BACK OF THIS PAPER. YOUR PHRASES DO NOT HAVE TO RHYME AND THEY CAN BE AS LONG OR SHORT AS YOU WISH THEM TO BE. ACROSTICS ARE AN EASY WAY TO WRITE POETRY.



---



---



---



---



---



---



---




---



---

# CHRISTMAS







## CONNECT-THE-DOTS



# CHRISTMAS COUNT

**INSTRUCTIONS: COUNT EACH ITEM, THEN  
TALLY THEM INTO THE BOXES BELOW:**




					

# CHRISTMAS ART

HAVE FUN COLORING THESE CUTE CHRISTMAS ELEMENTS.




**COLOR AND DECORATE THE TREE BELOW.**



# CHRISTMAS

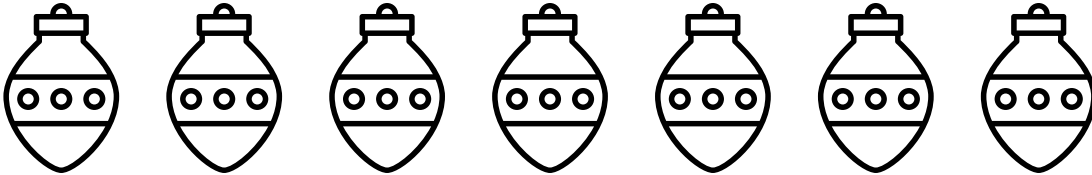
## CONNECT-THE-DOTS





# CHRISTMAS NUMBERS AND COLORS

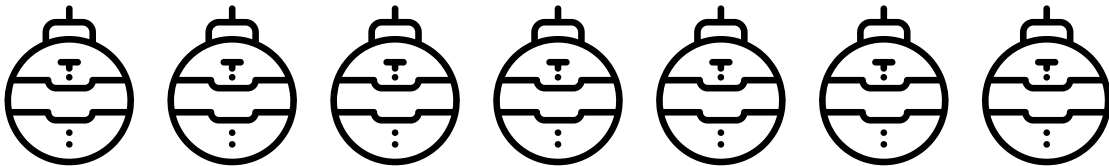
Color five ornaments red.



Color four ornaments green.



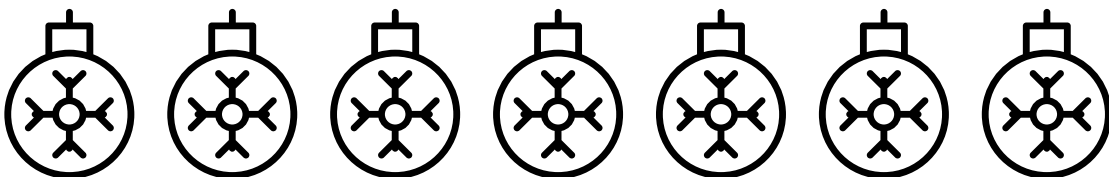
Color three ornaments yellow.



Color six ornaments blue.



Color two ornaments purple.



# MERRY CHRISTMAS



# CHRISTMAS GIFT COLORING











USING THE COLORS IN THE KEY BELOW AND THE SHAPE ON THE TAG, COLOR THE GIFTS BELOW. YOU MAY USE A DIFFERENT COLOR FOR THE BOWS.





# ORNAMENT MATCHING

FIND THE MATCHING PAIRS AND COLOR THEM THE SAME!



# CHRISTMAS SWEATER DESIGN

DESIGN AND COLOR A CHRISTMAS SWEATER BELOW:

